

Boat type			
Description			
Crosscut	Radial cut	Hank On Sail	Furling Sail
Furling type			
Luff rope diameter			
UV protection stripe	Port	Starboard	
UV stripe colour			
Foam luff			
Notes			

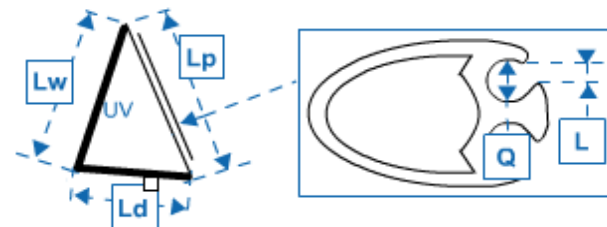
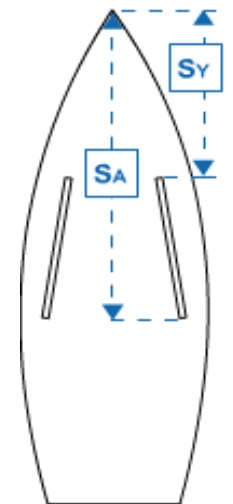
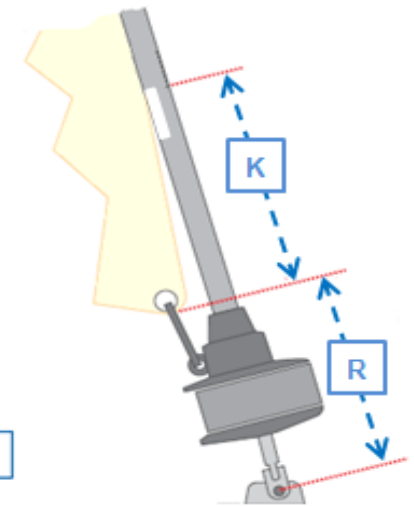
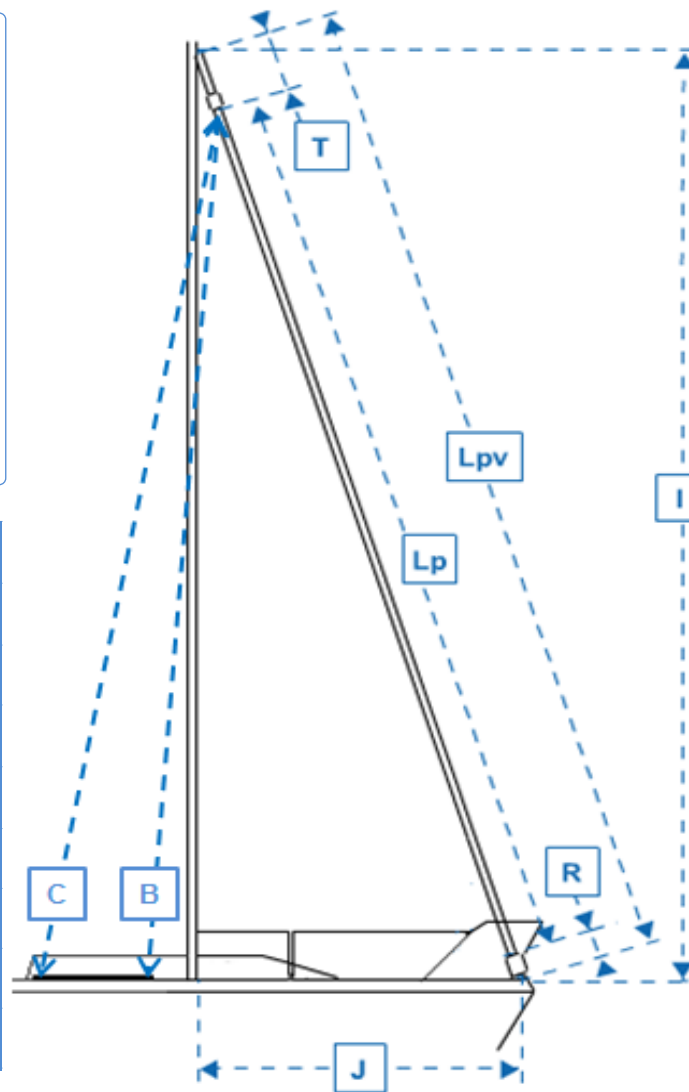
measures in cm

<b>I</b>	mast foot (deck level) - intersection of the forestay and mast	
<b>J</b>	front side of the mast - deck and forestay intersection	
<b>Lp</b>	maximum luff length of sail between shackles	
<b>B</b>	genoa halyard raised as high as possible - forward end of the genoa track *	
<b>C</b>	genoa halyard raised as high as possible - aft end of the genoa track *	
<b>R</b>	tack attachment - forestay pin	
<b>K</b>	tack attachment - foil entry gate	
<b>SA</b>	back end of sheet track - forestay pin	
<b>SY</b>	front end of sheet track - forestay pin	

\*Please, make sure tape passes around the shrouds as if it is the leech. Pull tight when measuring.

<b>Lp</b>	Luff	
<b>Lw</b>	Leech	
<b>Ld</b>	Foot	
<b>m<sup>2</sup></b>		

<b>Q</b>	diameter of luff groove	
<b>L</b>	luff groove entry	



Date & Signature